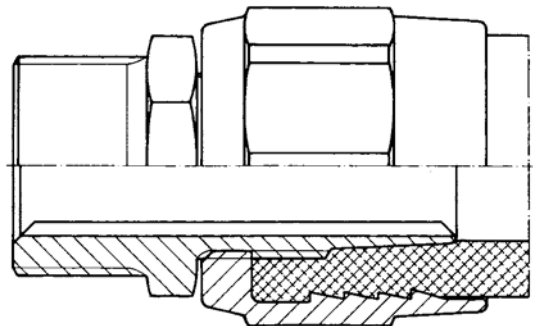
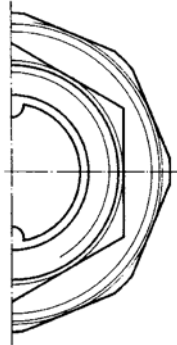


Self-assembly sleeve couplings with threaded connection



Sleeve couplings

Sleeve couplings in self-assembly version, brass sleeve.

The maximum working pressure amounts to 10 bar.

Method:

First screw the outer sleeve on the hose cut off square.

Put in the vice then the tailpiece can be screwed in.

Type HGM

Sleeve coupling with male thread, flat seal.

Sleeve couplings type HGM

ERIKS article no.	InternalØ hose x wall thickness in mm	Thread	Material	Fig.	Weight kg	Order Reference
10038904	13 x 5	R 1/2"	SS	2	0,11	HGM 23 SS R 1/2"
			MS	2	0,12	HGM 23 MS R 1/2"
10038905	15 x 5	R 3/4"	SS	2	0,16	HGM 25 SS R 3/4"
			MS	1	0,17	HGM 25 MS R 3/4"
		3/4" NPT	SS	2	0,16	HGM 25 SS 3/4" NPT
			MS	1	0,17	HGM 25 MS 3/4" NPT
	19 x 4	R 3/4"	SS	2	0,16	HGM 27 SS R 3/4"
			MS	1	0,17	HGM 27 MS R 3/4"
		3/4" NPT	SS	2	0,16	HGM 27 SS 3/4" NPT
			MS	1	0,17	HGM 27 MS 3/4" NPT
		G 1"	SS	2	0,21	HGM 27 SS G 1"
			MS	1	0,19	HGM 27 MS G 1"
	19 x 5	R 3/4"	SS	2	0,17	HGM 29 SS R 3/4"
			MS	1	0,18	HGM 29 MS R 3/4"
		3/4" NPT	SS	2	0,17	HGM 29 SS 3/4" NPT
			MS	1	0,18	HGM 29 MS 3/4" NPT
		G 1"	SS	2	0,22	HGM 29 SS G 1"
			MS	1	0,20	HGM 29 MS G 1"

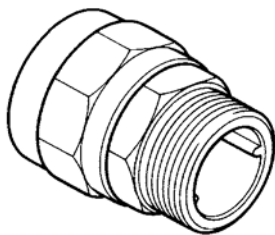


figure 1

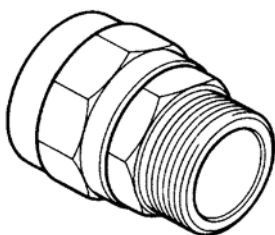


figure 2

R : BSPT
G : BSP
MS : Brass

ND : Internal Ø of the hose
SS : Stainless steel 316 Ti with brass chromed sleeve
(fully stainless steel available on request)

Self-assembly sleeve couplings with threaded connection

Sleeve couplings type HGM

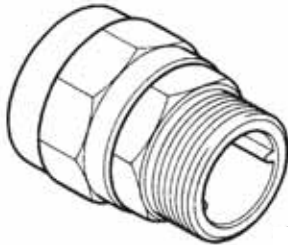


figure 1

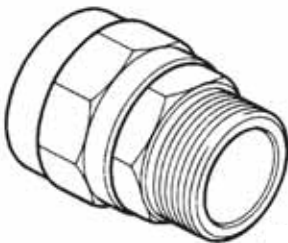


figure 2

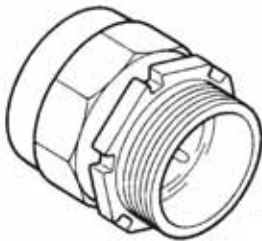


figure 3

ERIKS article no.	InternalØ hose x wall thickness in mm	Thread	Material	Fig.	Weight kg	Order Reference	
10038906	19 x 6	R 3/4"	SS	2	0,18	HGM 31 SS R 3/4"	
			MS	1	0,19	HGM 31 MS R 3/4"	
		3/4" NPT	SS	2	0,18	HGM 31 SS 3/4" NPT	
			MS	1	0,19	HGM 31 MS 3/4" NPT	
		R 1"	SS	2	0,22	HGM 31 SS R 1"	
			MS	1	0,21	HGM 31 MS R 1"	
		25 x 5	G 1"	SS	2	0,23	HGM 35 SS G 1"
				MS	1	0,25	HGM 35 MS G 1"
		1" NPT	SS	2	0,25	HGM 35 SS 1" NPT	
			MS	1	0,26	HGM 35 MS 1" NPT	
10038908	25 x 6	G 1"	SS	2	0,27	HGM 37 SS G 1"	
			MS	1	0,28	HGM 37 MS G 1"	
		1" NPT	SS	2	0,28	HGM 37 SS 1" NPT	
			MS	1	0,30	HGM 37 MS 1" NPT	
	32 x 6	G 1 1/4"	MS	1	0,44	HGM 44 MS G 1 1/4"	
	38 x 6,5	R 1 1/2"	MS	1	0,56	HGM 51 MS R 1 1/2"	

- R : BSPT
- G : BSP
- MS : Brass
- ND : Internal Ø of the hose
- SS : Stainless steel 316 Ti with brass chromed sleeve (fully stainless steel available on request)