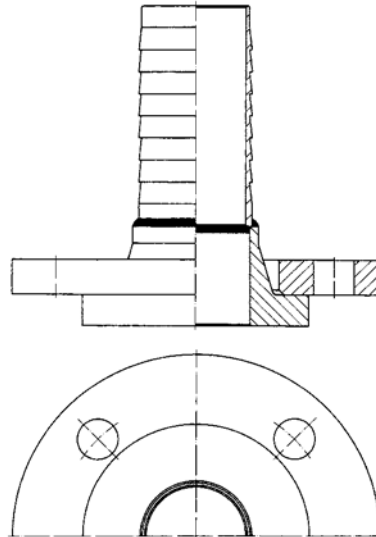


Flange couplings



Flange coupling with hose tail with a serrated profile. The coupling is available with both

a rotating and fixed flange according to DIN PN 10/16 in the sizes DN 25 to DN 250.

Working pressure to DN 80 10 bar, DN 100 to DN 250 6 bar. The coupling is assembled on the hose using 2-part hose clips or BAND-it stainless steel band.

Note: also available as an ANSI version.

Flange couplings table of sizes

ERIKS article no.	Hose tail in mm	Flange	Material	Length of the hose tail	Fig.	Weight kg	Order Reference
10037972	25	DN 25 PN 10/16	ST	65	1	1,6	SHLF 25 ST DIN PN10 DN25
10037990			ST		2	1,3	SHFF 25 ST DIN PN10 DN25
			SS/ST		1	1,6	SHLF 25 SS/ST DIN PN10 DN25
10037979			SS		1	1,6	SHLF 25 SS DIN PN10 DN25
10069902			SS		2	1,3	SHFF 25 SS DIN PN10 DN25
10069889	32	DN 32 PN 10/16	ST	65	1	2,3	SHLF 32 ST DIN PN10 DN32
10037974			ST		2	1,9	SHFF 32 ST DIN PN10 DN32
10069888			SS/ST		1	2,2	SHLF 32 SS/ST DIN PN10 DN32
10069887			SS		1	2,2	SHLF 32 SS DIN PN10 DN32
10069903			SS		2	1,9	SHFF 32 SS DIN PN10 DN32
10037973	38/40	DN 40 PN 10/16	ST	65	1	2,7	SHLF 38 ST DIN PN10 DN40
10037963			ST		2	2,1	SHFF 38 ST DIN PN10 DN40
10069891			SS/ST		1	2,6	SHLF 38 SS/ST DIN PN10 DN40
10069890			SS		1	2,6	SHLF 38 SS DIN PN10 DN40
10069904			SS		2	2,1	SHFF 38 SS DIN PN10 DN40
10037985	50	DN 50 PN 10/16	ST	65	1	3,4	SHLF 50 ST DIN PN10 DN50
10037964			ST		2	2,8	SHFF 50 ST DIN PN10 DN50
10069893			SS/ST		1	3,2	SHLF 50 SS/ST DIN PN10 DN50
10069892			SS		1	3,2	SHLF 50 SS DIN PN10 DN50
10069905			SS		2	2,8	SHFF 50 SS DIN PN10 DN50
10069896	63/65	DN 65 PN 10/16	ST	90	1	4,4	SHLF 63 ST DIN PN10 DN65
10037965			ST		2	3,6	SHFF 63 ST DIN PN10 DN65
10069895			SS/ST		1	4,1	SHLF 63 SS/ST DIN PN10 DN65
10069894			SS		1	4,1	SHLF 63 SS DIN PN10 DN65
10069906			SS		2	3,6	SHFF 63 SS DIN PN10 DN65

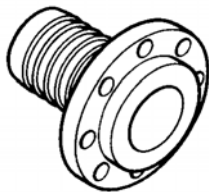


figure 1 - loose flange

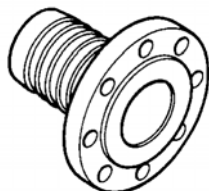


figure 2 - fixed flange 2

SS : Stainless steel 316
ST : Steel

Flange couplings

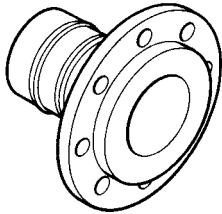


figure 3 - loose flange

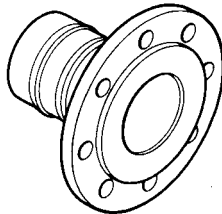


figure 4 - fixed flange

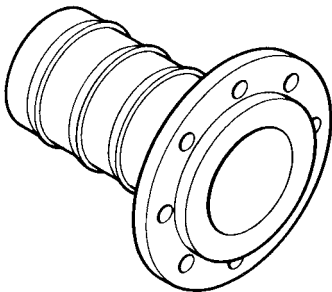


figure 5 - loose flange

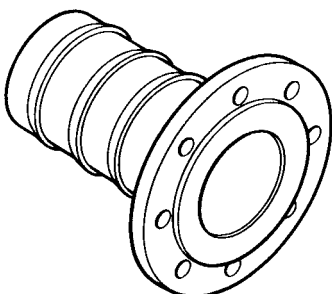


figure 6 - fixed flange

Flange couplings table of sizes

ERIKS article no.	Hose tail in mm	Flange	Material	Length of the hose tail	Fig.	Weight kg	Order Reference	
10037986	75	DN 80 PN 10/16	ST	90	1	5,6	SHLF 75 ST DIN PN10 DN80	
10037991			ST		2	4,4	SHFF 75 ST DIN PN10 DN80	
10069898			SS/ST		90	1	5,3	SHLF 75 SS/ST DIN PN10 DN80
10069897			SS			1	5,3	SHLF 75 SS DIN PN10 DN80
10069907			SS			2	4,4	SHFF 75 SS DIN PN10 DN80
10069901	80	DN 80 PN 10/16	ST	90	1	5,7	SHLF 80 ST DIN PN10 DN80	
10069909			ST		2	4,5	SHFF 80 ST DIN PN10 DN80	
10069900			SS/ST		90	1	5,4	SHLF 80 SS/ST DIN PN10 DN80
10069899			SS			1	5,4	SHLF 80 SS DIN PN10 DN80
10069908			SS			2	4,5	SHFF 80 SS DIN PN10 DN80
10037987			100			DN 100 PN 10/16	ST	100
10037992	ST	4		5,7	SHFF 100 ST DIN PN10 DN100			
10070093	SS/ST	100		3	6,3		SHLF 100 SS/ST DIN PN10	
10070094	SS			3	6,3		SHLF 100 SS DIN PN10 DN100	
10070089	SS			4	5,6		SHFF 100 SS DIN PN10 DN100	
10037988	125	DN 125 PN 10/16	ST	125	3	8,0	SHLF 125 ST DIN PN10 DN125	
10037978			ST		4	7,4	SHFF 125 ST DIN PN10 DN125	
			SS/ST		3	8,0	SHLF 125 SS/ST DIN PN10	
			SS	125	3	8,1	SHLF 125 SS DIN PN10 DN125	
			SS		4	7,4	SHFF 125 SS DIN PN10 DN125	
10037989	150	DN 150 PN 10/16	ST	150	3	10,3	SHLF 150 ST DIN PN10 DN150	
10037966			ST		4	9,7	SHFF 150 ST DIN PN10 DN150	
10070095			SS/ST		150	3	10,3	SHLF 150 SS/ST DIN PN10
10070096			SS			3	10,3	SHLF 150 SS DIN PN10 DN150
10070090			SS			4	9,8	SHFF 150 SS DIN PN10 DN150
	200	DN 200 PN 10	ST	150	3	15,8	SHLF 200 ST DIN PN10 DN200	
10070091			ST		4	15,3	SHFF 200 ST DIN PN10 DN200	
10070097	250	DN 250 PN 10	ST	200	5	21,0	SHLF 250 ST DIN PN10 DN250	
10070092			ST		6	19,5	SHFF 250 ST DIN PN10 DN250	
	300	DN 300 PN 10	ST	200	5	27,2	SHLF 300 ST DIN PN10 DN300	
			ST		6	23,6	SHFF 300 ST DIN PN10 DN300	

SS : Stainless steel 316
ST : Steel